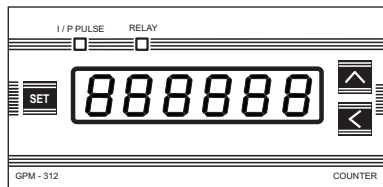
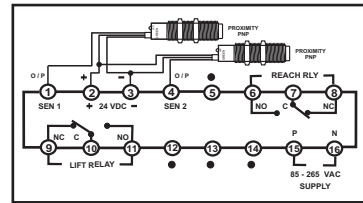


## Wiring diagram

### Front panel

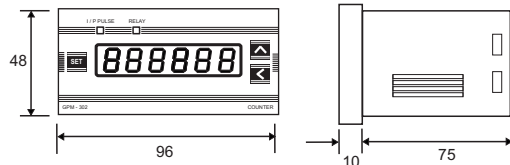


### Rear panel - Connection diagram

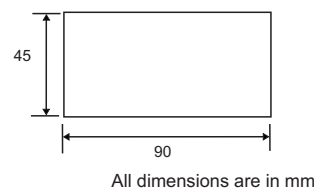


### ■ Dimensions

#### ● External dimensions



#### ● Panel cutout dimensions



All dimensions are in mm

## SPECIFICATIONS

Range	999 999 Counts
Display	Six digits, 0.4 Inch seven segment LED
Reset : Auto	Auto reset Time 0.01 Sec to 0.99 Sec
Input	PNP Proximity unit
Pulse frequency	Low : Less than 30 Hz & High : More than 30 Hz
Special feature	Memory Retention
Indications	Input Pulse and Relay ON
Set points	Two (Count and auto reset time)
Output	Two relay, 1 c/o
Relay contact rating (Resistive load)	10 A @ 230 VAC / 30 VDC
Mechanical life of relay	10 million operation
Electrical life of relay	100,000 operation
User programming	3 Keys & Display
Count direction	Up
Power consumption	1.5 VA
Supply voltage	85 - 265 VAC
Operating voltage range	+ / -10% from the rated voltage
Weight	170 grams
Dimension (L x W x D)	96 x 48 x 75
Ambient humidity	35 to 85 % RH
Ambient temperature	-10 to 55 °C
Storage temperature	-25 to 65 °C
In the pack	counter, side clamp and instruction manual

## GPM - 312 COUNTER

**GREEN**<sup>TM</sup>  
COMPONENTS FOR AUTOMATION

### INSTRUCTION MANUAL

#### Introduction

Thank you very much for purchasing this GREEN product GPM - 312. Please read the instruction manual carefully for the full usage of this product

The counter has passed various quality tests before despatch. Please check however, at the time of arrival, its model code and its appearance and ensure that all the contents are provided and there are no faults, damage etc, to the counter. Please also ensure that the model code, which is labeled on the counter, is identical to the one you ordered.

#### Note :

- Our company shall not be liable for any damages, as described below, caused to both any users and third parties
  - Damages caused by the result of operation of the product.
  - Damages caused by any defects in the product which are unpredictable for us.
- The content in this manual are subject to change without any notice. If you have any suggestion on the matter, Please do not hesitate to contact us.

#### Precaution for safe use

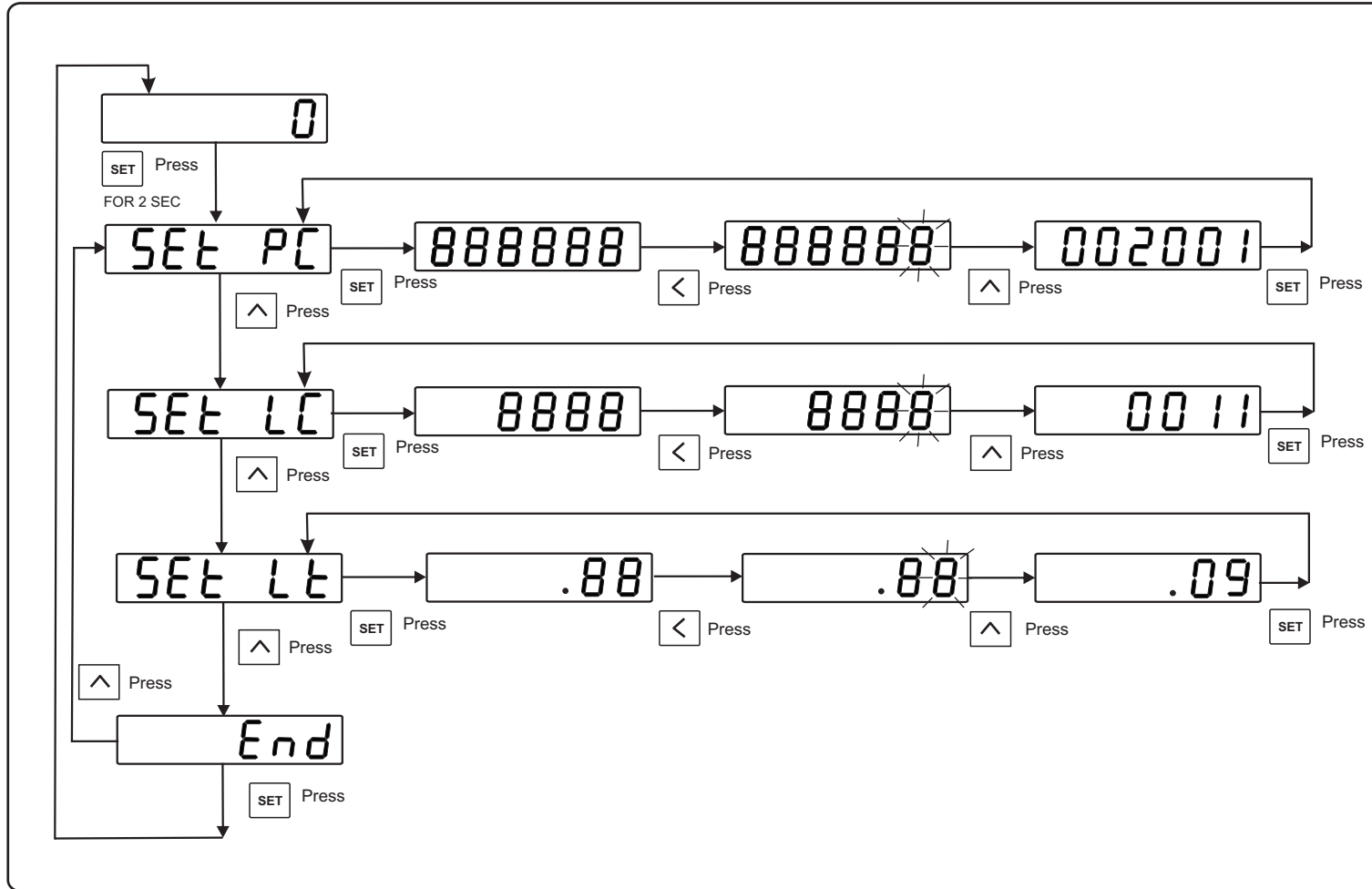
- Use and store the Counter within the specified ambient temperature and humidity ranges.
- Do not use the product in location subject to vibrations or shocks. Using the product in such location over a long period may result in damage due to stress.
- Do not use the product in locations subject to dust, corrosive gases, or direct sunlight
- Separate the input signal devices, input signal cables and the product from the source of noise or high - tension cables producing noise.
- The supplied power voltage and load must be within the rated and specified ranges.
- Do not use where the water or oil splatter on the counter
- Install a switch or circuit breaker that allows the operator to immediately turn off the power

#### Manufacturer

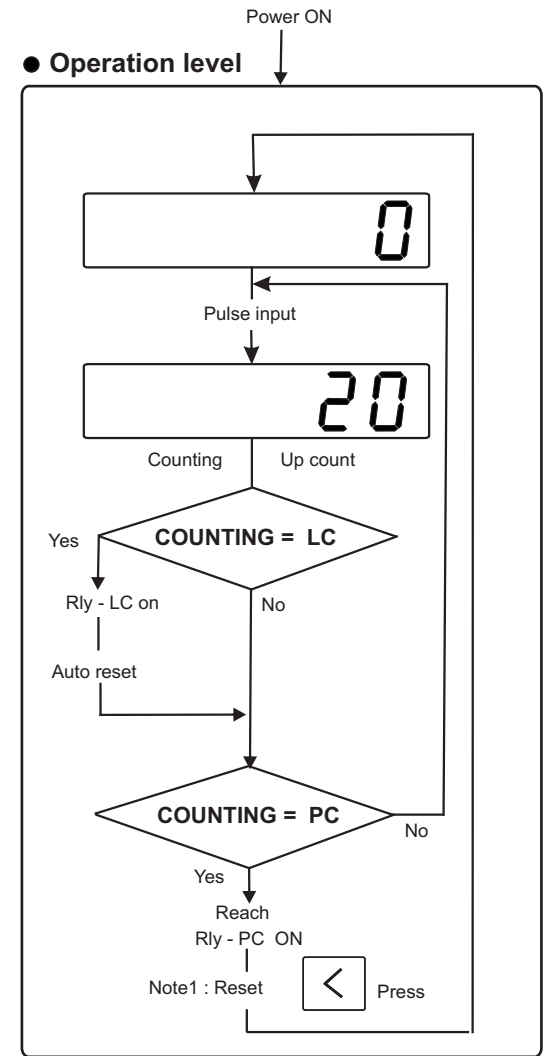
### GREEN MICROELECTRONICS INDIA PVT. LTD.

100 Taskant street, B.R. Puram, Peelamedu,  
Coimbatore - 641004. Phone no : 0422 4218101  
e- mail : greenmicroelectronics@airtelmail.in - www.greenelectronics.in

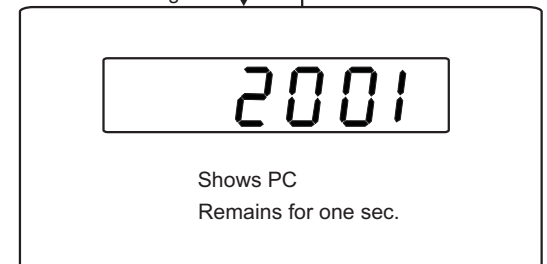
# ■ Operation procedure :



## ● Operation level



Press and release **SET**  
 ● Set point display while counting



★ LSD - Least Significant Digit

Note 1: Local reset Press **<** for one second to reset LC and PC only.

Note 2 : When ever enter into **SET PC** the existing PC count will be reset.